

Malleable Iron Threaded Fittings

Class 150 and Class 300 Specifications




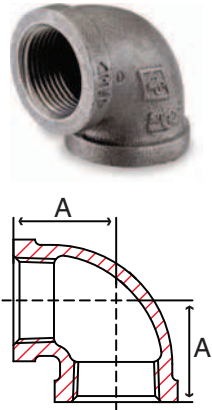
- Class 150  branded fittings are UL Listed and FM Approved at 300 psi
- Class 300  branded fittings are UL Listed
- Hot-dipped galvanized fittings are certified to; NSF/ANSI 61-4 and California AB1953 Lead Free
- Canadian Registration Numbers available at www.smithcooper.com
- Malleable castings conform to ASTM A197
- Hot-dipped galvanized fittings conform to ASTM A153
- Malleable fitting dimensions conform to ASME B16.3
- Malleable bushings, plugs and locknuts conform to ASME B16.14
- Malleable unions conform to ASME B16.39
- NPT threads on all fittings conform to ASME B1.20.1
- Independent lab verification that fittings meet applicable chemical & physical properties
- Manufacturing facilities are ISO 9001:2008 and ISO 14001
-  branded fittings are 100% air tested

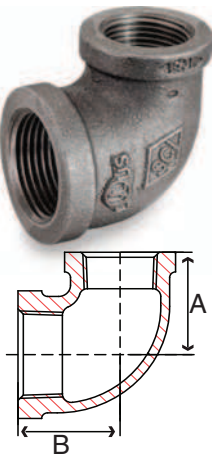


Fig. 33E 1 & 34E 1 – 90° Elbow



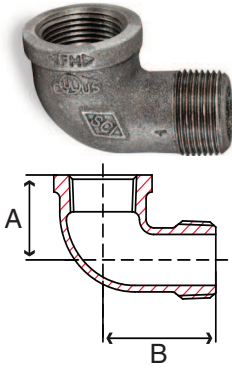
Size IN	Part Number		A IN	Packing		Weight LB
	Black	Galvanized		Inner	Master	
1/8	33E 1001C	34E 1001C	0.69	50	800	0.1
1/4	33E 1002C	34E 1002C	0.81	35	560	0.1
3/8	33E 1003C	34E 1003C	0.95	45	360	0.2
1/2	33E 1004C	34E 1004C	1.12	50	200	0.2
3/4	33E 1006C	34E 1006C	1.31	35	140	0.3
1	33E 1010C	34E 1010C	1.50	20	80	0.6
1-1/4	33E 1012C	34E 1012C	1.75	20	40	0.9
1-1/2	33E 1014C	34E 1014C	1.94	15	30	1.2
2	33E 1020C	34E 1020C	2.25	8	16	1.8
2-1/2	33E 1024C	34E 1024C	2.70	6	12	3.1
3	33E 1030C	34E 1030C	3.08	-	7	3.9
3-1/2	33E 1034C	34E 1034C	3.42	-	4	6.6
4	33E 1040C	34E 1040C	3.79	-	3	7.5
5	33E 1050C	34E 1050C	4.50	-	2	13.2
6	33E 1060C	34E 1060C	5.13	-	1	19.8
8	33E 1080C	34E 1080C	6.38	-	1	32.0

Fig. 33RE1 & 34RE1 – 90° Reducing Elbow



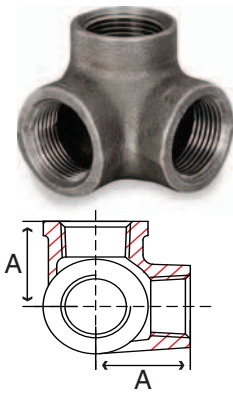
Size IN	Part Number		A IN	B IN	Packing		Weight LB
	Black	Galvanized			Inner	Master	
1/4 x 1/8	33RE1002001C	34RE1002001C	0.76	0.74	40	640	0.2
3/8 x 1/8	33RE1003001C	34RE1003001C	0.85	0.81	70	560	0.2
3/8 x 1/4	33RE1003002C	34RE1003002C	0.90	0.88	60	480	0.2
1/2 x 1/8	33RE1004001C	34RE1004001C	0.98	0.96	50	400	0.2
1/2 x 1/4	33RE1004002C	34RE1004002C	0.98	0.97	40	320	0.2
1/2 x 3/8	33RE1004003C	34RE1004003C	1.04	1.03	50	200	0.2
3/4 x 1/8	33RE1006001C	34RE1006001C	1.08	1.02	40	160	0.3
3/4 x 1/4	33RE1006002C	34RE1006002C	1.08	1.05	40	160	0.3
3/4 x 3/8	33RE1006003C	34RE1006003C	1.13	1.12	40	160	0.3
3/4 x 1/2	33RE1006004C	34RE1006004C	1.22	1.20	40	160	0.3
1 x 1/4	33RE1010002C	34RE1010002C	1.22	1.10	25	300	0.3
1 x 3/8	33RE1010003C	34RE1010003C	1.27	1.18	25	100	0.5
1 x 1/2	33RE1010004C	34RE1010004C	1.36	1.26	25	100	0.4
1 x 3/4	33RE1010006C	34RE1010006C	1.45	1.37	25	100	0.5
1-1/4 x 1/2	33RE1012004C	34RE1012004C	1.53	1.34	20	80	0.6
1-1/4 x 3/4	33RE1012006C	34RE1012006C	1.62	1.45	15	60	0.7
1-1/4 x 1	33RE1012010C	34RE1012010C	1.67	1.58	10	40	0.8
1-1/2 x 1/2	33RE1014004C	34RE1014004C	1.75	1.52	15	60	0.8
1-1/2 x 3/4	33RE1014006C	34RE1014006C	1.75	1.52	10	40	0.8
1-1/2 x 1	33RE1014010C	34RE1014010C	1.80	1.65	10	40	0.9
1-1/2 x 1-1/4	33RE1014012C	34RE1014012C	1.88	1.82	8	32	1.1
2 x 1/2	33RE1020004C	34RE1020004C	1.97	1.60	10	40	1.2
2 x 3/4	33RE1020006C	34RE1020006C	1.97	1.60	10	40	1.2
2 x 1	33RE1020010C	34RE1020010C	2.02	1.73	14	28	1.5
2 x 1-1/4	33RE1020012C	34RE1020012C	2.10	1.90	10	20	1.5
2 x 1-1/2	33RE1020014C	34RE1020014C	2.16	2.02	10	20	1.6
2-1/2 x 3/4	33RE1024006C	34RE1024006C	2.30	1.73	10	20	1.9
2-1/2 x 1	33RE1024010C	34RE1024010C	2.36	1.87	8	16	2.1
2-1/2 x 1-1/4	33RE1024012C	34RE1024012C	2.44	2.03	8	16	2.2
2-1/2 x 1-1/2	33RE1024014C	34RE1024014C	2.51	2.16	8	16	2.3
2-1/2 x 2	33RE1024020C	34RE1024020C	2.60	2.39	8	16	2.6
3 x 1/2	33RE1030004C	34RE1030004C	2.56	1.69	10	20	6.0
3 x 3/4	33RE1030006C	34RE1030006C	2.60	1.87	8	16	6.6
3 x 1	33RE1030010C	34RE1030010C	2.66	1.99	8	16	2.4
3 x 1-1/4	33RE1030012C	34RE1030012C	2.74	2.16	5	10	6.0
3 x 1-1/2	33RE1030014C	34RE1030014C	2.80	2.28	-	8	2.5
3 x 2	33RE1030020C	34RE1030020C	2.89	2.52	-	8	2.7
3 x 2-1/2	33RE1030024C	34RE1030024C	2.99	2.83	-	8	4.0
4 x 1-1/2	33RE1040014C	34RE1040014C	2.31	2.50	-	5	4.7
4 x 2	33RE1040020C	34RE1040020C	3.41	2.74	-	5	5.1
4 x 2-1/2	33RE1040024C	34RE1040024C	3.50	3.05	-	5	6.3
4 x 3	33RE1040030C	34RE1040030C	3.60	3.30	-	5	6.6

Fig. 33SE1 & 34SE1 – 90° Street Elbow



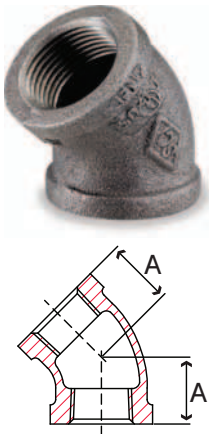
Size IN	Part Number		A IN	B IN	Packing		Weight LB
	Black	Galvanized			Inner	Master	
1/8	33SE1001C	34SE1001C	0.69	1.00	60	960	0.05
1/4	33SE1002C	34SE1002C	0.81	1.19	35	560	0.1
3/8	33SE1003C	34SE1003C	0.95	1.44	40	320	0.2
1/2	33SE1004C	34SE1004C	1.12	1.61	60	240	0.2
3/4	33SE1006C	34SE1006C	1.30	1.89	35	140	0.3
1	33SE1010C	34SE1010C	1.50	2.13	40	80	0.6
1-1/4	33SE1012C	34SE1012C	1.75	2.44	25	50	0.8
1-1/2	33SE1014C	34SE1014C	1.94	2.67	8	32	1.2
2	33SE1020C	34SE1020C	2.25	3.27	8	16	2.0
2-1/2	33SE1024C	34SE1024C	2.70	3.86	-	10	3.6
3	33SE1030C	34SE1030C	3.08	4.51	-	7	4.2
4	33SE1040C	34SE1040C	3.79	5.69	-	3	9.1
6	33SE1060C	34SE1060C	5.13	8.03	-	1	23.1

Fig. 330E1 & 340E1 – 90° Side Outlet Elbow




Size IN	Part Number		A IN	Packing		Weight LB
	Black	Galvanized		Inner	Master	
1/8	330E1001C	340E1001C	0.69	45	720	0.1
1/4	330E1002C	340E1002C	0.81	50	400	0.2
3/8	330E1003C	340E1003C	0.95	50	200	0.2
1/2	330E1004C	340E1004C	1.12	45	180	0.2
3/4	330E1006C	340E1006C	1.31	20	80	0.4
1	330E1010C	340E1010C	1.50	20	40	0.7
1-1/4	330E1012C	340E1012C	1.75	15	30	1.1
1-1/2	330E1014C	340E1014C	1.94	12	24	1.3
2	330E1020C	340E1020C	2.25	-	12	2.5

Fig. 33F 1 & 34F 1 – 45° Elbow



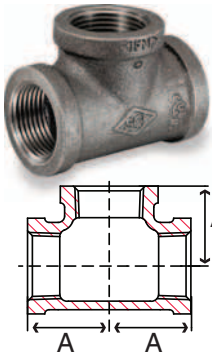
Size IN	Part Number		A IN	Packing		Weight LB
	Black	Galvanized		Inner	Master	
1/8	33F 1001C	34F 1001C	0.60	50	800	0.1
1/4	33F 1002C	34F 1002C	0.73	30	480	0.1
3/8	33F 1003C	34F 1003C	0.80	50	400	0.1
1/2	33F 1004C	34F 1004C	0.88	50	200	0.2
3/4	33F 1006C	34F 1006C	0.98	40	160	0.3
1	33F 1010C	34F 1010C	1.12	20	80	0.5
1-1/4	33F 1012C	34F 1012C	1.29	20	40	0.7
1-1/2	33F 1014C	34F 1014C	1.43	8	32	1.1
2	33F 1020C	34F 1020C	1.68	12	24	1.7
2-1/2	33F 1024C	34F 1024C	1.95	-	15	2.9
3	33F 1030C	34F 1030C	2.17	-	10	3.4
4	33F 1040C	34F 1040C	2.61	-	3	6.4
5	33F 1050C	34F 1050C	3.05	-	2	12.1
6	33F 1060C	34F 1060C	3.46	-	1	15.4
8	33F 1080C	34F 1080C	4.00	-	1	26.0

Fig. 33SF1 & 34SF1 – 45° Street Elbow



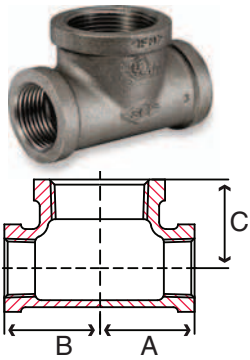
Size IN	Part Number		A IN	B IN	Packing		Weight LB
	Black	Galvanized			Inner	Master	
1/8	33SF1001C	34SF1001C	0.65	0.85	70	1120	0.1
1/4	33SF1002C	34SF1002C	0.73	0.94	40	640	0.1
3/8	33SF1003C	34SF1003C	0.80	1.03	50	600	0.1
1/2	33SF1004C	34SF1004C	0.88	1.15	65	260	0.2
3/4	33SF1006C	34SF1006C	0.98	1.29	40	160	0.3
1	33SF1010C	34SF1010C	1.12	1.47	25	100	0.5
1-1/4	33SF1012C	34SF1012C	1.29	1.71	10	40	0.8
1-1/2	33SF1014C	34SF1014C	1.43	1.88	10	40	0.9
2	33SF1020C	34SF1020C	1.68	2.22	12	24	1.5
2-1/2	33SF1024C	34SF1024C	1.95	2.57	5	10	2.7
3	33SF1030C	34SF1030C	2.17	3.00	-	6	3.6
4	33SF1040C	34SF1040C	2.61	3.70	-	4	9.2

Fig. 33T 1 & 34T 1 – Tee



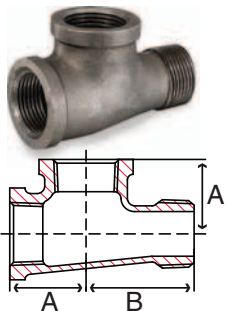
Size IN	Part Number		A IN	Packing		Weight LB
	Black	Galvanized		Inner	Master	
1/8	33T 1001C	34T 1001C	0.69	80	640	0.1
1/4	33T 1002C	34T 1002C	0.81	45	360	0.1
3/8	33T 1003C	34T 1003C	0.95	25	200	0.2
1/2	33T 1004C	34T 1004C	1.12	35	140	0.3
3/4	33T 1006C	34T 1006C	1.31	20	80	0.5
1	33T 1010C	34T 1010C	1.50	25	50	0.8
1-1/4	33T 1012C	34T 1012C	1.75	14	28	1.2
1-1/2	33T 1014C	34T 1014C	1.94	12	24	1.6
2	33T 1020C	34T 1020C	2.25	-	15	2.5
2-1/2	33T 1024C	34T 1024C	2.70	-	10	4.2
3	33T 1030C	34T 1030C	3.08	-	6	6.1
3-1/2	33T 1034C	34T 1034C	3.42	-	2	9.4
4	33T 1040C	34T 1040C	3.79	-	2	9.7
5	33T 1050C	34T 1050C	4.50	-	2	15.4
6	33T 1060C	34T 1060C	5.13	-	1	26.4
8	33T 1080C	34T 1080C	6.50	-	1	50.7

Fig. 33BT1 & 34BT1 – Bull Head Tee



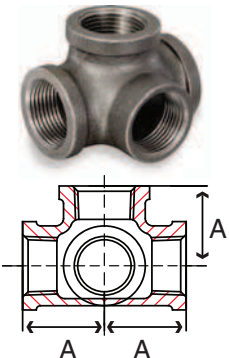
Size IN	Part Number		A IN	B IN	C IN	Packing		Weight LB
	Black	Galvanized				Inner	Master	
1/4 x 3/8	33BT1002003C	34BT1002003C	0.90	0.90	0.88	20	240	0.3
1/2 x 3/4	33BT1004006C	34BT1004006C	1.22	1.22	1.20	25	100	0.3
1/2 x 1	33BT1004010C	34BT1004010C	1.36	1.36	1.26	40	80	0.5
3/4 x 1	33BT1006010C	34BT1006010C	1.45	1.45	1.37	15	60	0.5
3/4 x 1-1/4	33BT1006012C	34BT1006012C	1.62	1.62	1.45	20	40	0.7
1 x 1-1/4	33BT1010012C	34BT1010012C	1.67	1.67	1.58	8	32	0.9
1 x 1-1/2	33BT1010014C	34BT1010014C	1.80	1.80	1.65	15	30	1.1
1 x 2	33BT1010020C	34BT1010020C	2.02	2.02	1.73	12	24	1.2
1-1/4 x 1-1/2	33BT1012014C	34BT1012014C	1.88	1.88	1.82	10	20	1.3
1-1/4 x 2	33BT1012020C	34BT1012020C	2.10	2.10	1.90	8	16	1.8
1-1/2 x 2	33BT1014020C	34BT1014020C	2.16	2.16	2.02	8	16	1.7
2 x 2-1/2	33BT1020024C	34BT1020024C	2.60	2.60	2.39	6	12	3.0
2 x 3	33BT1020030C	34BT1020030C	2.88	2.88	2.55	-	6	4.0
2-1/2 x 3	33BT1024030C	34BT1024030C	3.00	3.00	2.83	-	6	5.8
3 x 4	33BT1030040C	34BT1030040C	3.60	3.60	3.30	-	2	8.6

Fig. 33ST1 & 34ST1 – Service Tee



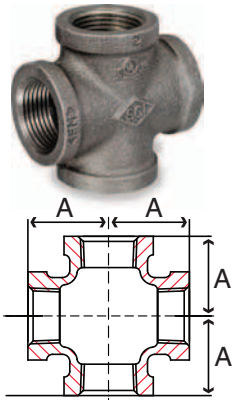
Size IN	Part Number		A IN	B IN	Packing		Weight LB
	Black	Galvanized			Inner	Master	
1/2	33ST1004C	34ST1004C	1.12	1.63	40	160	0.3
3/4	33ST1006C	34ST1006C	1.31	1.89	25	100	0.5
1	33ST1010C	34ST1010C	1.50	2.14	30	60	0.8
1-1/4	33ST1012C	34ST1012C	1.75	2.45	15	30	1.2
1-1/2	33ST1014C	34ST1014C	1.94	2.69	10	20	1.7
2	33ST1020C	34ST1020C	2.25	3.26	6	12	2.0

Fig. 33OT1 & 34OT1 – Side Outlet Tee



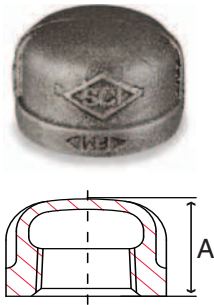
Size IN	Part Number		A IN	Packing		Weight LB
	Black	Galvanized		Inner	Master	
1/2	33OT1004C	34OT1004C	1.12	20	80	0.2
3/4	33OT1006C	34OT1006C	1.31	15	60	0.4
1	33OT1010C	34OT1010C	1.50	25	50	0.7
1-1/4	33OT1012C	34OT1012C	1.75	12	24	1.1
1-1/2	33OT1014C	34OT1014C	1.94	8	16	1.4
2	33OT1020C	34OT1020C	2.25	-	10	2.7

Fig. 33X 1 & 34X 1 – Cross



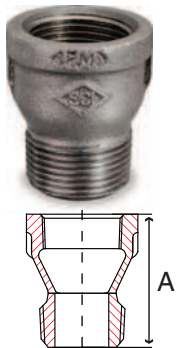
Size IN	Part Number		A IN	Packing		Weight LB
	Black	Galvanized		Inner	Master	
1/8	33X 1001C	34X 1001C	0.69	20	320	0.2
1/4	33X 1002C	34X 1002C	0.81	40	320	0.2
3/8	33X 1003C	34X 1003C	0.95	40	160	0.3
1/2	33X 1004C	34X 1004C	1.12	30	120	0.3
3/4	33X 1006C	34X 1006C	1.31	20	80	0.6
1	33X 1010C	34X 1010C	1.50	20	40	1.1
1-1/4	33X 1012C	34X 1012C	1.75	-	20	1.4
1-1/2	33X 1014C	34X 1014C	1.94	-	18	1.9
2	33X 1020C	34X 1020C	2.25	-	10	2.8
2-1/2	33X 1024C	34X 1024C	2.70	-	6	5.0
3	33X 1030C	34X 1030C	3.08	-	4	7.3
4	33X 1040C	34X 1040C	3.79	-	2	12.6

Fig. 33C 1 & 34C 1 – Cap



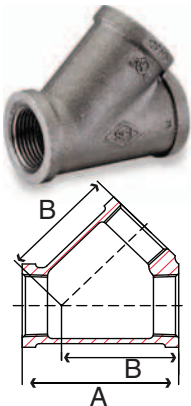
Size IN	Part Number		A IN	Packing		Weight LB
	Black	Galvanized		Inner	Master	
1/8	33C 1001C	34C 1001C	0.53	120	1920	0.05
1/4	33C 1002C	34C 1002C	0.63	80	1280	0.05
3/8	33C 1003C	34C 1003C	0.74	60	720	0.1
1/2	33C 1004C	34C 1004C	0.87	75	600	0.1
3/4	33C 1006C	34C 1006C	0.97	40	320	0.2
1	33C 1010C	34C 1010C	1.16	25	200	0.3
1-1/4	33C 1012C	34C 1012C	1.28	25	100	0.5
1-1/2	33C 1014C	34C 1014C	1.33	25	100	0.6
2	33C 1020C	34C 1020C	1.45	15	60	1.1
2-1/2	33C 1024C	34C 1024C	1.70	20	40	1.6
3	33C 1030C	34C 1030C	1.80	12	24	2.2
3-1/2	33C 1034C	34C 1034C	1.90	6	12	3.5
4	33C 1040C	34C 1040C	2.08	-	12	3.9
5	33C 1050C	34C 1050C	2.32	-	10	5.6
6	33C 1060C	34C 1060C	2.55	-	5	8.8
8	33C 1080C	34C 1080C	3.20	-	4	17.0

Fig. 33EP1 & 34EP1 – Extension Piece



Size IN	Part Number		A IN	Packing		Weight LB
	Black	Galvanized		Inner	Master	
1/2	33EP1004C	34EP1004C	1.72	50	400	0.2
3/4	33EP1006C	34EP1006C	1.82	40	160	0.2
1	33EP1010C	34EP1010C	2.20	30	120	0.3
1-1/4	33EP1012C	34EP1012C	2.60	30	60	0.6
1-1/2	33EP1014C	34EP1014C	2.65	20	40	0.8
2	33EP1020C	34EP1020C	2.85	15	30	1.2

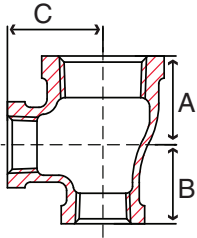
Fig. 33LT1 & 34LT1 – Lateral



Size IN	Part Number		A IN	B IN	Packing		Weight LB
	Black	Galvanized			Inner	Master	
1/2	33LT1004C	34LT1004C	2.32	1.71	30	120	0.3
3/4	33LT1006C	34LT1006C	2.77	2.05	40	80	0.6
1	33LT1010C	34LT1010C	3.28	2.43	20	40	0.9
1-1/4	33LT1012C	34LT1012C	3.94	2.92	12	24	1.4
1-1/2	33LT1014C	34LT1014C	4.38	3.28	10	20	2.0
2	33LT1020C	34LT1020C	5.17	3.93	5	10	3.1
2-1/2	33LT1024C	34LT1024C	6.25	4.73	-	4	8.2
3	33LT1030C	34LT1030C	7.26	5.55	-	2	16.1
4	33LT1040C	34LT1040C	8.98	6.97	-	2	20.0

MALLEABLE

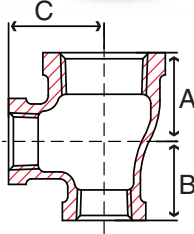
Fig. 33RT1 & 34RT1 – Reducing Tee



Size IN	Part Number		A IN	B IN	C IN	Packing		Weight LB
	Black	Galvanized				Inner	Master	
3/8 x 1/8	33RT1003001C	34RT1003001C	0.81	0.81	0.86	60	240	0.2
3/8 x 1/4	33RT1003002C	34RT1003002C	0.81	0.81	0.86	40	160	0.2
1/2 x 1/8	33RT1004001C	34RT1004001C	0.91	0.91	0.97	20	480	0.3
1/2 x 1/4	33RT1004002C	34RT1004002C	0.97	0.97	0.98	20	160	0.2
1/2 x 1/4 x 1/2	33RT1004002004C	34RT1004002004C	1.12	0.97	1.12	20	160	0.2
1/2 x 3/8	33RT1004003C	34RT1004003C	1.04	1.04	1.03	20	160	0.2
1/2 x 3/8 x 1/2	33RT1004003004C	34RT1004003004C	1.12	1.03	1.12	20	160	0.2
3/4 x 1/4	33RT1006002C	34RT1006002C	1.12	1.12	1.12	25	100	0.3
3/4 x 3/8	33RT1006003C	34RT1006003C	1.12	1.12	1.13	25	100	0.4
3/4 x 3/8 x 3/4	33RT1006003006C	34RT1006003006C	1.31	1.13	1.31	25	100	0.4
3/4 x 1/2	33RT1006004C	34RT1006004C	1.20	1.20	1.22	20	80	0.4
3/4 x 1/2 x 1/2	33RT1006004004C	34RT1006004004C	1.20	1.12	1.22	25	100	0.3
3/4 x 1/2 x 3/4	33RT1006004006C	34RT1006004006C	1.31	1.22	1.31	20	80	0.4
3/4 x 1/2 x 1	33RT1006004010C	34RT1006004010C	1.45	1.36	1.37	18	72	0.5
1 x 1/4	33RT1010002C	34RT1010002C	1.12	1.12	1.25	20	80	0.5
1 x 3/8	33RT1010003C	34RT1010003C	1.18	1.18	1.27	15	60	0.5
1 x 1/2	33RT1010004C	34RT1010004C	1.26	1.26	1.36	15	60	0.6
1 x 1/2 x 1/2	33RT1010004004C	34RT1010004004C	1.26	1.12	1.36	20	80	0.6
1 x 1/2 x 3/4	33RT1010004006C	34RT1010004006C	1.37	1.22	1.45	20	80	0.6
1 x 1/2 x 1	33RT1010004010C	34RT1010004010C	1.50	1.36	1.50	15	60	0.7
1 x 3/4	33RT1010006C	34RT1010006C	1.38	1.31	1.45	12	48	0.7
1 x 3/4 x 1/2	33RT1010006004C	34RT1010006004C	1.26	1.20	1.36	20	80	0.6
1 x 3/4 x 3/4	33RT1010006006C	34RT1010006006C	1.38	1.31	1.45	15	60	0.6
1 x 3/4 x 1	33RT1010006010C	34RT1010006010C	1.50	1.45	1.50	15	60	0.7
1-1/4 x 3/8	33RT1012003C	34RT1012003C	1.26	1.26	1.44	20	40	0.8
1-1/4 x 1/2	33RT1012004C	34RT1012004C	1.34	1.34	1.53	20	40	0.8
1-1/4 x 1/2 x 1/2	33RT1012004004C	34RT1012004004C	1.36	1.12	1.53	25	50	0.6
1-1/4 x 1/2 x 3/4	33RT1012004006C	34RT1012004006C	1.45	1.26	1.53	25	50	0.7
1-1/4 x 1/2 x 1	33RT1012004010C	34RT1012004010C	1.58	1.36	1.67	20	40	0.8
1-1/4 x 1/2 x 1-1/4	33RT1012004012C	34RT1012004012C	1.75	1.53	1.75	20	40	1.1
1-1/4 x 3/4	33RT1012006C	34RT1012006C	1.45	1.45	1.62	20	40	0.9
1-1/4 x 3/4 x 1/2	33RT1012006004C	34RT1012006004C	1.34	1.12	1.53	10	40	0.7
1-1/4 x 3/4 x 3/4	33RT1012006006C	34RT1012006006C	1.45	1.31	1.62	10	40	0.9
1-1/4 x 3/4 x 1	33RT1012006010C	34RT1012006010C	1.58	1.45	1.67	10	40	0.9
1-1/4 x 3/4 x 1-1/4	33RT1012006012C	34RT1012006012C	1.75	1.62	1.75	10	40	1.1
1-1/4 x 1	33RT1012010C	34RT1012010C	1.58	1.58	1.67	20	40	1.0
1-1/4 x 1 x 1/2	33RT1012010004C	34RT1012010004C	1.34	1.26	1.53	20	40	0.8
1-1/4 x 1 x 3/4	33RT1012010006C	34RT1012010006C	1.45	1.38	1.63	20	40	1.0
1-1/4 x 1 x 1	33RT1012010010C	34RT1012010010C	1.58	1.50	1.69	20	40	0.9
1-1/4 x 1 x 1-1/4	33RT1012010012C	34RT1012010012C	1.75	1.69	1.75	20	40	1.1
1-1/2 x 3/8	33RT1014003C	34RT1014003C	1.36	1.36	1.66	18	36	1.0
1-1/2 x 1/2	33RT1014004C	34RT1014004C	1.41	1.41	1.66	18	36	1.0
1-1/2 x 1/2 x 1/2	33RT1014004004C	34RT1014004004C	1.35	1.08	1.67	12	48	0.7
1-1/2 x 1/2 x 3/4	33RT1014004006C	34RT1014004006C	1.56	1.18	1.80	12	48	1.1
1-1/2 x 1/2 x 1	33RT1014004010C	34RT1014004010C	1.65	1.35	1.80	18	36	1.0
1-1/2 x 1/2 x 1-1/4	33RT1014004012C	34RT1014004012C	1.81	1.56	1.88	15	30	1.1
1-1/2 x 1/2 x 1-1/2	33RT1014004014C	34RT1014004014C	1.94	1.66	1.94	12	24	1.1
1-1/2 x 3/4	33RT1014006C	34RT1014006C	1.52	1.52	1.75	15	30	1.0
1-1/2 x 3/4 x 1/2	33RT1014006004C	34RT1014006004C	1.35	1.12	1.77	15	30	1.1
1-1/2 x 3/4 x 3/4	33RT1014006006C	34RT1014006006C	1.55	1.35	1.77	15	30	1.1
1-1/2 x 3/4 x 1	33RT1014006010C	34RT1014006010C	1.82	1.35	1.88	15	30	1.0
1-1/2 x 3/4 x 1-1/4	33RT1014006012C	34RT1014006012C	1.94	1.66	1.88	12	24	1.1
1-1/2 x 3/4 x 1-1/2	33RT1014006014C	34RT1014006014C	1.94	1.75	1.94	12	24	1.3
1-1/2 x 1	33RT1014010C	34RT1014010C	1.65	1.65	1.80	15	30	1.2
1-1/2 x 1 x 1/2	33RT1014010004C	34RT1014010004C	1.44	1.25	1.69	15	30	0.8
1-1/2 x 1 x 3/4	33RT1014010006C	34RT1014010006C	1.50	1.44	1.75	15	30	1.2
1-1/2 x 1 x 1	33RT1014010010C	34RT1014010010C	1.65	1.50	1.80	15	30	1.1
1-1/2 x 1 x 1-1/4	33RT1014010012C	34RT1014010012C	1.82	1.67	1.88	12	24	1.2

MALLEABLE

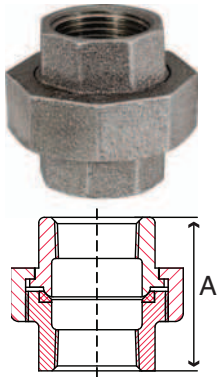
Fig. 33RT1 & 34RT1 – Reducing Tee, cont.



Size IN	Part Number		A IN	B IN	C IN	Packing		Weight LB
	Black	Galvanized				Inner	Master	
1-1/2 x 1 x 1-1/2	33RT1014010014C	34RT1014010014C	1.94	1.80	1.94	12	24	1.5
1-1/2 x 1-1/4	33RT1014012C	34RT1014012C	1.82	1.82	1.88	12	24	1.4
1-1/2 x 1-1/4 x 1/2	33RT1014012004C	34RT1014012004C	1.41	1.34	1.66	12	24	0.9
1-1/2 x 1-1/4 x 3/4	33RT1014012006C	34RT1014012006C	1.52	1.45	1.75	12	24	1.1
1-1/2 x 1-1/4 x 1	33RT1014012010C	34RT1014012010C	1.65	1.58	1.80	12	24	1.2
1-1/2 x 1-1/4 x 1-1/4	33RT1014012012C	34RT1014012012C	1.82	1.75	1.88	12	24	1.4
1-1/2 x 1-1/4 x 1-1/2	33RT1014012014C	34RT1014012014C	1.94	1.88	1.94	12	24	1.4
1-1/2 x 1-1/4 x 2	33RT1014012020C	34RT1014012020C	2.16	2.10	2.02	8	16	1.9
2 x 3/8	33RT1020003C	34RT1020003C	1.49	1.49	1.88	10	40	1.6
2 x 1/2	33RT1020004C	34RT1020004C	1.49	1.49	1.88	10	20	1.3
2 x 1/2 x 2	33RT1020004020C	34RT1020004020C	2.25	1.88	2.25	8	16	2.0
2 x 3/4	33RT1020006C	34RT1020006C	1.60	1.60	1.97	10	20	1.6
2 x 3/4 x 3/4	33RT1020006006C	34RT1020006006C	1.65	1.31	1.92	12	24	1.5
2 x 3/4 x 2	33RT1020006020C	34RT1020006020C	2.25	1.97	2.25	8	16	2.1
2 x 1	33RT1020010C	34RT1020010C	1.73	1.73	2.02	10	20	1.7
2 x 1 x 1	33RT1020010010C	34RT1020010010C	1.78	1.45	2.08	12	24	1.7
2 x 1 x 1-1/4	33RT1020010012C	34RT1020010012C	1.90	1.75	2.10	10	20	1.6
2 x 1 x 1-1/2	33RT1020010014C	34RT1020010014C	2.10	1.88	2.18	10	20	1.5
2 x 1 x 2	33RT1020010020C	34RT1020010020C	2.25	2.02	2.25	8	16	2.0
2 x 1-1/4	33RT1020012C	34RT1020012C	1.90	1.90	2.10	8	16	1.9
2 x 1-1/4 x 1	33RT1020012010C	34RT1020012010C	1.78	1.65	2.10	10	20	1.5
2 x 1-1/4 x 1-1/4	33RT1020012012C	34RT1020012012C	1.90	1.75	2.10	8	16	1.5
2 x 1-1/4 x 1-1/2	33RT1020012014C	34RT1020012014C	2.00	1.88	2.18	8	16	1.9
2 x 1-1/4 x 2	33RT1020012020C	34RT1020012020C	2.25	2.10	2.25	8	16	2.6
2 x 1-1/2	33RT1020014C	34RT1020014C	2.02	2.02	2.16	8	16	1.9
2 x 1-1/2 x 3/4	33RT1020014006C	34RT1020014006C	1.60	1.52	1.97	10	20	1.6
2 x 1-1/2 x 1	33RT1020014010C	34RT1020014010C	1.73	1.65	2.02	10	20	1.5
2 x 1-1/2 x 1-1/4	33RT1020014012C	34RT1020014012C	1.90	1.82	2.10	8	16	1.8
2 x 1-1/2 x 1-1/2	33RT1020014014C	34RT1020014014C	2.02	1.94	2.16	8	16	1.9
2 x 1-1/2 x 2	33RT1020014020C	34RT1020014020C	2.25	2.16	2.25	8	16	2.6
2-1/2 x 1/2	33RT1024004C	34RT1024004C	1.65	1.65	2.27	-	16	2.4
2-1/2 x 3/4	33RT1024006C	34RT1024006C	1.74	1.74	2.32	-	16	2.4
2-1/2 x 1	33RT1024010C	34RT1024010C	1.87	1.87	2.37	-	16	3.2
2-1/2 x 1-1/4	33RT1024012C	34RT1024012C	2.04	2.04	2.45	-	10	3.1
2-1/2 x 1-1/2	33RT1024014C	34RT1024014C	2.16	2.16	2.51	-	10	3.5
2-1/2 x 1-1/2 x 1-1/2	33RT1024014014C	34RT1024014014C	2.16	1.97	2.51	-	10	2.4
2-1/2 x 1-1/2 x 2	33RT1024014020C	34RT1024014020C	2.39	2.16	2.60	-	10	2.8
2-1/2 x 1-1/2 x 2-1/2	33RT1024014024C	34RT1024014024C	2.70	2.51	2.70	-	10	3.8
2-1/2 x 2	33RT1024020C	34RT1024020C	2.39	2.39	2.60	-	10	4.0
2-1/2 x 2 x 2	33RT1024020020C	34RT1024020020C	2.39	2.25	2.60	-	10	3.7
2-1/2 x 2 x 2-1/2	33RT1024020024C	34RT1024020024C	2.70	2.60	2.70	-	10	3.9
3 x 1/2	33RT1030004C	34RT1030004C	1.80	1.80	2.57	6	12	2.4
3 x 3/4	33RT1030006C	34RT1030006C	1.87	1.87	2.61	-	6	2.4
3 x 1	33RT1030010C	34RT1030010C	2.00	2.00	2.66	-	6	2.6
3 x 1-1/4	33RT1030012C	34RT1030012C	2.17	2.17	2.74	-	6	2.4
3 x 1-1/2	33RT1030014C	34RT1030014C	2.29	2.29	2.80	-	6	2.5
3 x 2	33RT1030020C	34RT1030020C	2.52	2.52	2.89	-	6	2.7
3 x 2 x 2	33RT1030020020C	34RT1030020020C	2.52	2.25	2.89	-	6	4.0
4 x 1/2	33RT1040004C	34RT1040004C	2.03	2.03	3.25	-	4	5.1
4 x 3/4	33RT1040006C	34RT1040006C	2.25	2.25	3.25	-	4	5.4
4 X 1-1/4	33RT1040012C	34RT1040012C	2.41	2.41	3.32	-	4	6.1
4 x 1-1/2	33RT1040014C	34RT1040014C	2.51	2.51	3.32	-	4	7.1
4 x 2	33RT1040020C	34RT1040020C	2.74	2.74	3.41	-	3	7.7
4 x 2-1/2	33RT1040024C	34RT1040024C	3.05	3.05	3.51	-	3	8.6
4 x 3	33RT1040030C	34RT1040030C	3.30	3.30	3.60	-	3	9.5
6 x 2	33RT1060020C	34RT1060020C	3.08	3.08	4.56	-	1	16.4
6 x 2-1/2	33RT1060024C	34RT1060024C	3.39	3.39	4.66	-	1	18.0
6 x 3	33RT1060030C	34RT1060030C	3.64	3.64	4.75	-	1	19.3
6 x 4	33RT1060040C	34RT1060040C	4.13	4.13	4.94	-	1	21.5
6 x 5	33RT1060050C	34RT1060050C	4.53	4.53	5.50	-	1	30.0

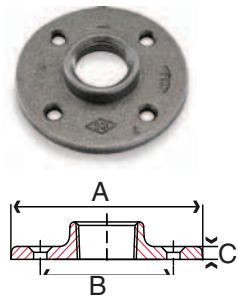
MALLEABLE

Fig. 33U 1 & 34U 1 – Union with Brass Seat



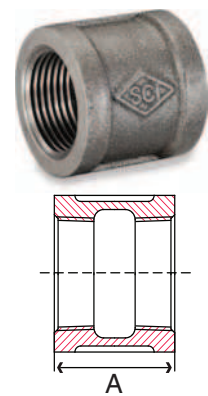
Size IN	Part Number		A IN	Packing		Weight LB
	Black	Galvanized		Inner	Master	
1/8	33U 1001C	34U 1001C	1.32	30	480	0.1
1/4	33U 1002C	34U 1002C	1.44	20	240	0.2
3/8	33U 1003C	34U 1003C	1.61	20	160	0.3
1/2	33U 1004C	34U 1004C	1.72	40	160	0.4
3/4	33U 1006C	34U 1006C	2.02	40	80	0.5
1	33U 1010C	34U 1010C	2.19	30	60	0.9
1-1/4	33U 1012C	34U 1012C	2.26	20	40	1.3
1-1/2	33U 1014C	34U 1014C	2.47	15	30	2.2
2	33U 1020C	34U 1020C	2.75	10	20	3.3
2-1/2	33U 1024C	34U 1024C	3.25	-	10	4.8
3	33U 1030C	34U 1030C	3.54	-	7	6.8
4	33U 1040C	34U 1040C	3.85	-	4	12.2

Fig. 33FF1 & 34FF1 – Floor Flange



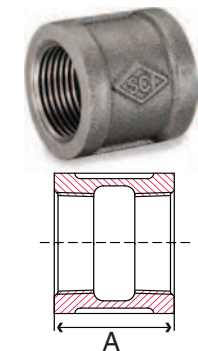
Size IN	Part Number		A IN	B IN	C IN	Packing		Weight LB
	Black	Galvanized				Inner	Master	
1/4	33FF1002C	34FF1002C	2.83	2.00	0.31	50	200	0.1
3/8	33FF1003C	34FF1003C	2.75	1.90	0.26	50	200	0.2
1/2	33FF1004C	34FF1004C	3.00	2.10	0.36	50	200	0.3
3/4	33FF1006C	34FF1006C	3.40	2.40	0.26	30	120	0.4
1	33FF1010C	34FF1010C	3.80	2.80	0.26	20	80	0.5
1-1/4	33FF1012C	34FF1012C	4.20	3.20	0.28	15	60	0.9
1-1/2	33FF1014C	34FF1014C	4.60	3.45	0.30	12	48	1.3
2	33FF1020C	34FF1020C	5.20	4.00	0.30	8	32	2.2
2-1/2	33FF1024C	34FF1024C	6.75	5.00	0.37	6	12	3.3
3	33FF1030C	34FF1030C	7.88	6.00	0.45	5	10	4.8
4	33FF1040C	34FF1040C	9.50	7.00	0.45	-	10	6.8

Fig. 33CP1 & 34CP1 – Banded Coupling



Size IN	Part Number		A IN	Packing		Weight LB
	Black	Galvanized		Inner	Master	
1/8	33CP1001C	34CP1001C	0.96	70	1120	0.05
1/4	33CP1002C	34CP1002C	1.06	40	640	0.1
3/8	33CP1003C	34CP1003C	1.16	40	480	0.1
1/2	33CP1004C	34CP1004C	1.34	40	320	0.2
3/4	33CP1006C	34CP1006C	1.52	50	200	0.3
1	33CP1010C	34CP1010C	1.67	25	100	0.4
1-1/4	33CP1012C	34CP1012C	1.93	20	80	0.6
1-1/2	33CP1014C	34CP1014C	2.15	12	48	0.8
2	33CP1020C	34CP1020C	2.53	12	24	1.3
2-1/2	33CP1024C	34CP1024C	2.88	8	16	2.2
3	33CP1030C	34CP1030C	3.18	8	16	2.8
3-1/2	33CP1034C	34CP1034C	3.50	-	8	3.5
4	33CP1040C	34CP1040C	3.69	-	6	4.6
5	33CP1050C	34CP1050C	3.75	-	3	6.6
6	33CP1060C	34CP1060C	4.75	-	3	11.0

Fig. 33RL1 & 34RL1 – Right and Left Coupling



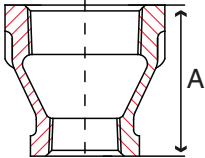
Size IN	Part Number		A IN	Packing		Weight LB
	Black	Galvanized		Inner	Master	
1/2	33RL1004C	34RL1004C	1.34	40	320	0.2
3/4	33RL1006C	34RL1006C	1.52	50	200	0.3
1	33RL1010C	34RL1010C	1.67	25	100	0.4
1-1/4	33RL1012C	34RL1012C	1.93	20	80	0.6
1-1/2	33RL1014C	34RL1014C	2.15	12	48	0.8
2	33RL1020C	34RL1020C	2.53	12	24	1.3



Malleable Iron Fittings - 150# UL/FM



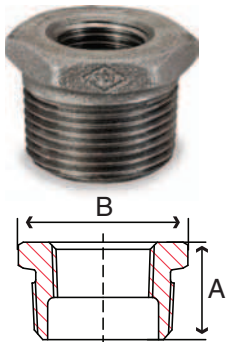
Fig. 33RC1 & 34RC1 – Reducing Coupling



Size IN	Part Number		A IN	Packing		Weight LB
	Black	Galvanized		Inner	Master	
1/4 x 1/8	33RC1002001C	34RC1002001C	1.00	50	600	0.1
3/8 x 1/8	33RC1003001C	34RC1003001C	1.13	35	420	0.1
3/8 x 1/4	33RC1003002C	34RC1003002C	1.13	30	360	0.1
1/2 x 1/8	33RC1004001C	34RC1004001C	1.25	50	400	0.1
1/2 x 1/4	33RC1004002C	34RC1004002C	1.25	50	400	0.1
1/2 x 3/8	33RC1004003C	34RC1004003C	1.25	40	320	0.1
3/4 x 1/8	33RC1006001C	34RC1006001C	1.44	35	280	0.2
3/4 x 1/4	33RC1006002C	34RC1006002C	1.44	30	240	0.2
3/4 x 3/8	33RC1006003C	34RC1006003C	1.44	60	240	0.2
3/4 x 1/2	33RC1006004C	34RC1006004C	1.44	60	240	0.2
1 x 1/4	33RC1010002C	34RC1010002C	1.69	45	180	0.3
1 x 3/8	33RC1010003C	34RC1010003C	1.69	30	120	0.3
1 x 1/2	33RC1010004C	34RC1010004C	1.69	30	120	0.3
1 x 3/4	33RC1010006C	34RC1010006C	1.69	25	100	0.4
1-1/4 x 3/8	33RC1012003C	34RC1012003C	2.06	25	100	0.5
1-1/4 x 1/2	33RC1012004C	34RC1012004C	2.06	25	100	0.5
1-1/4 x 3/4	33RC1012006C	34RC1012006C	2.06	25	100	0.5
1-1/4 x 1	33RC1012010C	34RC1012010C	2.06	15	60	0.5
1-1/2 x 3/8	33RC1014003C	34RC1014003C	2.31	15	60	0.6
1-1/2 x 1/2	33RC1014004C	34RC1014004C	2.31	15	60	0.6
1-1/2 x 3/4	33RC1014006C	34RC1014006C	2.31	15	60	0.6
1-1/2 x 1	33RC1014010C	34RC1014010C	2.31	15	60	0.7
1-1/2 x 1-1/4	33RC1014012C	34RC1014012C	2.31	12	48	0.7
2 x 3/8	33RC1020003C	34RC1020003C	2.81	14	56	0.9
2 x 1/2	33RC1020004C	34RC1020004C	2.81	12	48	0.9
2 x 3/4	33RC1020006C	34RC1020006C	2.81	12	48	1.0
2 x 1	33RC1020010C	34RC1020010C	2.81	12	48	1.0
2 x 1-1/4	33RC1020012C	34RC1020012C	2.81	14	28	1.0
2 x 1-1/2	33RC1020014C	34RC1020014C	2.81	12	24	1.0
2-1/2 x 1/2	33RC1024004C	34RC1024004C	3.25	-	25	1.5
2-1/2 x 3/4	33RC1024006C	34RC1024006C	3.25	-	25	1.5
2-1/2 x 1	33RC1024010C	34RC1024010C	3.25	-	25	1.6
2-1/2 x 1-1/4	33RC1024012C	34RC1024012C	3.25	-	25	1.7
2-1/2 x 1-1/2	33RC1024014C	34RC1024014C	3.25	-	25	1.7
2-1/2 x 2	33RC1024020C	34RC1024020C	3.25	-	25	1.8
3 x 1/2	33RC1030004C	34RC1030004C	3.69	-	20	2.0
3 x 3/4	33RC1030006C	34RC1030006C	3.69	-	20	2.2
3 x 1	33RC1030010C	34RC1030010C	3.69	-	20	2.2
3 x 1-1/4	33RC1030012C	34RC1030012C	3.69	-	20	2.0
3 x 1-1/2	33RC1030014C	34RC1030014C	3.69	-	20	2.2
3 x 2	33RC1030020C	34RC1030020C	3.69	-	18	2.4
3 x 2-1/2	33RC1030024C	34RC1030024C	3.69	-	12	2.5
4 x 1/2	33RC1040004C	34RC1040004C	4.38	-	10	4.0
4 x 3/4	33RC1040006C	34RC1040006C	4.38	-	10	4.0
4 x 1	33RC1040010C	34RC1040010C	4.38	-	10	3.7
4 x 1-1/4	33RC1040012C	34RC1040012C	4.38	-	10	3.7
4 x 1-1/2	33RC1040014C	34RC1040014C	4.38	-	10	4.4
4 x 2	33RC1040020C	34RC1040020C	4.38	-	10	4.4
4 x 2-1/2	33RC1040024C	34RC1040024C	4.38	-	10	4.0
4 x 3	33RC1040030C	34RC1040030C	4.38	-	8	4.2
5 x 2	33RC1050020C	34RC1050020C	4.56	-	4	5.5
5 x 2-1/2	33RC1050024C	34RC1050024C	4.56	-	4	5.5
5 x 3	33RC1050030C	34RC1050030C	4.56	-	4	5.2
5 x 4	33RC1050040C	34RC1050040C	4.56	-	4	9.8
6 x 2	33RC1060020C	34RC1060020C	4.25	-	4	7.5
6 x 2-1/2	33RC1060024C	34RC1060024C	4.25	-	4	7.5
6 x 3	33RC1060030C	34RC1060030C	4.25	-	4	7.9
6 x 4	33RC1060040C	34RC1060040C	4.81	-	3	9.9
6 x 5	33RC1060050C	34RC1060050C	4.25	-	3	8.7
8 x 6	33RC1080060C	34RC1080060C	5.20	-	2	17.1

MALLEABLE

Fig. 33HB1 & 34HB1 – Hex Bushing



Size IN	Part Number		A IN	B IN	Hex	Packing		Weight LB
	Black	Galvanized				Inner	Master	
1/4 x 1/8	33HB1002001C	34HB1002001C	0.61	.066	Out	120	1920	0.05
3/8 x 1/8	33HB1003001C	34HB1003001C	0.81	0.73	Out	75	1200	0.05
3/8 x 1/4	33HB1003002C	34HB1003002C	0.81	0.73	Out	75	1200	0.05
1/2 x 1/8	33HB1004001C	34HB1004001C	0.95	0.88	Out	100	800	0.1
1/2 x 1/4	33HB1004002C	34HB1004002C	0.95	0.88	Out	100	800	0.1
1/2 x 3/8	33HB1004003C	34HB1004003C	0.95	0.88	Out	100	800	0.1
3/4 x 1/8	33HB1006001C	34HB1006001C	0.95	1.18	Out	40	320	0.2
3/4 x 1/4	33HB1006002C	34HB1006002C	1.05	1.18	Out	40	320	0.2
3/4 x 3/8	33HB1006003C	34HB1006003C	1.05	1.18	Out	40	320	0.2
3/4 x 1/2	33HB1006004C	34HB1006004C	1.05	1.18	Out	40	320	0.2
1 x 1/8	33HB1010001C	34HB1010001C	1.12	1.15	In	30	240	0.2
1 x 1/4	33HB1010002C	34HB1010002C	1.12	1.15	In	30	240	0.2
1 x 3/8	33HB1010003C	34HB1010003C	1.16	1.40	Out	30	240	0.2
1 x 1/2	33HB1010004C	34HB1010004C	1.16	1.40	Out	30	240	0.2
1 x 3/4	33HB1010006C	34HB1010006C	1.18	1.40	Out	30	240	0.2
1-1/4 x 1/4	33HB1012002C	34HB1012002C	1.16	1.15	In	30	120	0.4
1-1/4 x 3/8	33HB1012003C	34HB1012003C	1.20	1.15	In	30	120	0.4
1-1/4 x 1/2	33HB1012004C	34HB1012004C	1.25	1.38	In	30	120	0.4
1-1/4 x 3/4	33HB1012006C	34HB1012006C	1.25	1.80	Out	30	120	0.3
1-1/4 x 1	33HB1012010C	34HB1012010C	1.25	1.80	Out	30	120	0.3
1-1/2 x 1/8	33HB1014001C	34HB1014001C	1.30	1.18	In	25	100	0.4
1-1/2 x 1/4	33HB1014002C	34HB1014002C	1.30	1.18	In	25	100	0.6
1-1/2 x 3/8	33HB1014003C	34HB1014003C	1.30	1.18	In	25	100	0.6
1-1/2 x 1/2	33HB1014004C	34HB1014004C	1.30	1.40	In	25	100	0.5
1-1/2 x 3/4	33HB1014006C	34HB1014006C	1.30	1.66	In	25	100	0.5
1-1/2 x 1	33HB1014010C	34HB1014010C	1.30	1.95	Out	25	100	0.5
1-1/2 x 1-1/4	33HB1014012C	34HB1014012C	1.30	1.95	Out	25	100	0.3
2 x 1/4	33HB1020002C	34HB1020002C	1.40	1.18	In	20	80	0.7
2 x 3/8	33HB1020003C	34HB1020003C	1.40	1.18	In	20	80	0.8
2 x 1/2	33HB1020004C	34HB1020004C	1.50	1.37	In	20	80	0.9
2 x 3/4	33HB1020006C	34HB1020006C	1.50	1.68	In	20	80	0.9
2 x 1	33HB1020010C	34HB1020010C	1.50	1.97	In	20	80	0.8
2 x 1-1/4	33HB1020012C	34HB1020012C	1.50	2.55	Out	20	80	0.7
2 x 1-1/2	33HB1020014C	34HB1020014C	1.50	2.55	Out	20	80	0.7
2-1/2 x 1/2	33HB1024004C	34HB1024004C	1.70	3.25	Out	15	60	1.5
2-1/2 x 3/4	33HB1024006C	34HB1024006C	1.58	1.65	In	15	60	1.5
2-1/2 x 1	33HB1024010C	34HB1024010C	1.58	2.00	In	15	60	1.5
2-1/2 x 1-1/4	33HB1024012C	34HB1024012C	1.58	2.40	In	15	60	1.4
2-1/2 x 1-1/2	33HB1024014C	34HB1024014C	1.58	2.70	In	12	48	1.4
2-1/2 x 2	33HB1024020C	34HB1024020C	1.65	3.00	Out	12	48	1.1
3 x 1/2	33HB1030004C	34HB1030004C	1.88	3.80	Out	6	24	2.0
3 x 3/4	33HB1030006C	34HB1030006C	1.75	1.70	In	6	24	1.9
3 x 1	33HB1030010C	34HB1030010C	1.70	2.00	In	6	24	2.1
3 x 1-1/4	33HB1030012C	34HB1030012C	1.70	2.40	In	6	24	2.1
3 x 1-1/2	33HB1030014C	34HB1030014C	1.70	2.70	In	6	24	2.2
3 x 2	33HB1030020C	34HB1030020C	1.80	3.70	Out	6	24	2.0
3 x 2-1/2	33HB1030024C	34HB1030024C	1.90	3.90	Out	6	24	1.6
3-1/2 x 1-1/2	33HB1034014C	34HB1034014C	1.75	2.75	In	-	20	1.5
3-1/2 x 2	33HB1034020C	34HB1034020C	1.94	1.80	In	-	20	2.4
3-1/2 x 2-1/2	33HB1034024C	34HB1034024C	1.70	4.30	Out	-	20	2.5
3-1/2 x 3	33HB1034030C	34HB1034030C	1.75	4.60	Out	-	20	1.9
4 x 3/4	33HB1040006C	34HB1040006C	2.00	2.00	In	-	20	4.4
4 x 1	33HB1040010C	34HB1040010C	1.90	2.00	In	-	20	4.5
4 x 1-1/4	33HB1040012C	34HB1040012C	1.90	2.40	In	-	20	2.7
4 x 1-1/2	33HB1040014C	34HB1040014C	1.90	2.70	In	-	20	4.2
4 x 2	33HB1040020C	34HB1040020C	1.90	3.30	In	-	20	3.8
4 x 2-1/2	33HB1040024C	34HB1040024C	2.10	4.70	In	-	20	3.9
4 x 3	33HB1040030C	34HB1040030C	2.10	4.70	Out	-	20	3.3
4 x 3-1/2	33HB1040034C	34HB1040034C	2.33	4.75	Out	-	20	2.5
5 x 2	33HB1050020C	34HB1050020C	2.05	3.30	In	-	10	5.1
5 x 2-1/2	33HB1050024C	34HB1050024C	2.10	4.00	In	-	10	4.8
5 x 3	33HB1050030C	34HB1050030C	2.10	4.70	In	-	10	4.4
5 x 4	33HB1050040C	34HB1050040C	2.10	5.80	Out	-	10	4.0

MALLEABLE

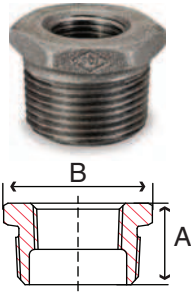


Fig. 33HB1 & 34HB1 – Hex Bushing cont.

Size IN	Part Number		A IN	B IN	Hex	Packing		Weight LB
	Black	Galvanized				Inner	Master	
6 x 1-1/2	33HB1060014C	34HB1060014C	2.20	3.35	In	-	7	12.0
6 x 2	33HB1060020C	34HB1060020C	2.20	3.35	In	-	7	10.0
6 x 2-1/2	33HB1060024C	34HB1060024C	2.20	3.90	In	-	7	7.9
6 x 3	33HB1060030C	34HB1060030C	2.30	4.70	In	-	7	7.7
6 x 4	33HB1060040C	34HB1060040C	2.30	5.90	In	-	7	6.7
6 x 5	33HB1060050C	34HB1060050C	2.50	7.20	Out	-	7	6.3
8 x 6	33HB1080060C	34HB1080060C	2.75	9.00	Out	-	4	13.1

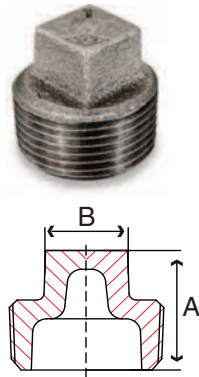


Fig. 33SP1 & 34SP1 – Square Head Plug

Size IN	Part Number		A IN	B IN	Packing		Weight LB
	Black	Galvanized			Inner	Master	
1/8	33SP1001C	34SP1001C	0.65	0.30	300	4800	0.01
1/4	33SP1002C	34SP1002C	0.75	0.44	150	2400	0.03
3/8	33SP1003C	34SP1003C	0.85	0.38	100	1600	0.05
1/2	33SP1004C	34SP1004C	1.00	0.53	50	800	0.1
3/4	33SP1006C	34SP1006C	1.15	0.58	30	360	0.1
1	33SP1010C	34SP1010C	1.30	0.71	20	240	0.2
1-1/4	33SP1012C	34SP1012C	1.40	0.90	40	160	0.3
1-1/2	33SP1014C	34SP1014C	1.50	1.10	30	120	0.5
2	33SP1020C	34SP1020C	1.60	1.30	20	80	0.7
2-1/2	33SP1024C	34SP1024C	1.85	1.50	16	64	1.2
3	33SP1030C	34SP1030C	1.95	1.69	16	32	1.7
3-1/2	33SP1034C	34SP1034C	2.10	1.84	-	16	2.5
4	33SP1040C	34SP1040C	2.30	2.16	8	16	3.0
5	33SP1050C	34SP1050C	2.50	2.50	5	10	5.0
6	33SP1060C	34SP1060C	2.80	2.62	-	10	7.3

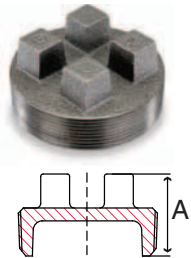


Fig. 33BP1 & 34BP1 – Bar Plug

Size IN	Part Number		A IN	Packing		Weight LB
	Black	Galvanized		Inner	Master	
4	33BP1040C	34BP1040C	2.30	8	16	3.5
5	33BP1050C	34BP1050C	2.45	-	10	5.2
6	33BP1060C	34BP1060C	2.70	-	10	8.3
8	33BP1080C	34BP1080C	3.00	-	4	20.7




Fig. 33LN1 & 34LN1 – Lock Nut* *NPSL Threads

Size IN	Part Number		A IN	B IN	Packing		Weight LB
	Black	Galvanized			Inner	Master	
1/8	33LN1001C	34LN1001C	0.30	0.71	250	4000	0.03
1/4	33LN1002C	34LN1002C	0.34	0.90	125	2000	0.03
3/8	33LN1003C	34LN1003C	0.30	1.05	125	1500	0.04
1/2	33LN1004C	34LN1004C	0.38	1.27	100	800	0.07
3/4	33LN1006C	34LN1006C	0.40	1.50	60	480	0.1
1	33LN1010C	34LN1010C	0.50	1.88	40	320	0.1
1-1/4	33LN1012C	34LN1012C	0.50	2.15	30	240	0.2
1-1/2	33LN1014C	34LN1014C	0.53	2.56	45	180	0.3
2	33LN1020C	34LN1020C	0.57	3.10	25	100	0.5
2-1/2	33LN1024C	34LN1024C	0.72	4.00	14	56	1.1
3	33LN1030C	34LN1030C	0.80	4.60	20	40	1.4
4	33LN1040C	34LN1040C	0.90	5.80	7	14	2.9

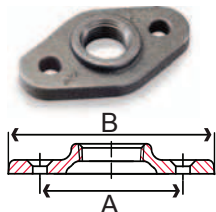


Fig. 33WN1 & 34WN1 – Waste Nut

Size IN	Part Number		A IN	B IN	Packing		Weight LB
	Black	Galvanized			Inner	Master	
1/2	33WN1004C	34WN1004C	2.00	3.15	25	200	0.4
3/4	33WN1006C	34WN1006C	2.50	3.87	20	160	0.5